

5 October 2018

The Manager
Company Announcements Office
ASX Limited
20 Bridge Street
SYDNEY NSW 2000

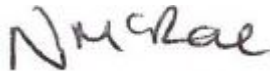
By electronic lodgement

Dear Sir/Madam

Re: Notice of change of interests of substantial holder – Vocus Group Limited (VOC)

We enclose notice of change of interests of substantial holder in Vocus Group Limited. This notice is given by Greencape Capital Pty Ltd.

Yours faithfully



Naomi McRae
Company Secretary

Form 604Corporations Act 2001
Section 671B**Notice of change of interests of substantial holder****To** Company Name/Scheme **Vocus Group Limited**ACN/ARSN **084 115 499****1. Details of substantial holder(1)**Name **Greencape Capital Pty Ltd**ACN/ARSN (if applicable) **120 328 529**There was a change in the interests of the substantial holder on **03/10/2018**The previous notice was given to the company on **01/09/2017**The previous notice was dated **01/09/2017****2. Previous and present voting power**

The total number of votes attached to all the voting shares in the company or voting interests in the scheme that the substantial holder or an associate (2) had a relevant interest (3) in when last required, and when now required, to give a substantial holding notice to the company or scheme, are as follows:

Class of securities (4)	Previous notice		Present notice	
	Person's votes	Voting power (5)	Person's votes	Voting power (5)
Ordinary Fully Paid	57,118,374	9.18%	45,003,913	7.23%

3. Changes in relevant interests

Particulars of each change in, or change in the nature of, a relevant interest of the substantial holder or an associate in voting securities of the company or scheme, since the substantial holder was last required to give a substantial holding notice to the company or scheme are as follows:

Date of change	Person whose relevant interest changed	Nature of change (6)	Consideration given in relation to change (7)	Class and number of securities affected	Person's votes affected
Refer Annexure 1	Greencape Capital Pty Ltd	Refer Annexure 1	Refer Annexure 1	Refer Annexure 1	Refer Annexure 1

4. Present relevant interests

Particulars of each relevant interest of the substantial holder in voting securities after the change are as follows:

Holder of relevant interest	Registered holder of securities	Person entitled to be registered as holder (8)	Nature of relevant interest (6)	Class and number of securities	Person's votes
Greencape Capital Pty Ltd	Citicorp Nominees Pty Limited	Citicorp Nominees Pty Limited	Ordinary Fully Paid securities purchased and sold on market and acquired and sold via off market transfer by Greencape Capital Pty Ltd	11,567,420 (Ordinary Fully Paid)	11,567,420
Greencape Capital Pty Ltd	J P Morgan Nominees Australia Limited	J P Morgan Nominees Australia Limited	As above	12,413,282 (Ordinary Fully Paid)	12,413,282
Greencape Capital Pty Ltd	National Nominees Limited	National Nominees Limited	As above	4,408,781 (Ordinary Fully Paid)	4,408,781
Greencape Capital Pty Ltd	HSBC Custody Nominees (Australia) Limited	HSBC Custody Nominees (Australia) Limited	As above	3,386,016 (Ordinary Fully Paid)	3,386,016

Greencape Capital Pty Ltd	Royal Bank of Canada, Sydney	Royal Bank of Canada, Sydney	As above	600,020 (Ordinary Fully Paid)	600,020
Greencape Capital Pty Ltd	HSBC Custody Nominees	HSBC Custody Nominees	As above	12,628,394 (Ordinary Fully)	12,628,394

5. Changes in association

The persons who have become associates (2) of, ceased to be associates of, or have changed the nature of their association (9) with, the substantial holder in relation to voting interests in the company or scheme are as follows:

Name and ACN/ARSN (if applicable)	Nature of association
N/A	N/A

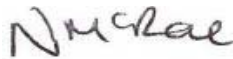
6. Addresses

The addresses of persons named in this form are as follows:

Name	Address
Greencape Capital Pty Ltd	Level 2, 5 Martin Place, Sydney NSW 2000

Signature

print name **Naomi McRae** Capacity **Company Secretary**



sign here _____ date **05/10/2018**

DIRECTIONS

(1) If there are a number of substantial holders with similar or related relevant interests (eg. a corporation and its related corporations, or the manager and trustee of an equity trust), the names could be included in an annexure to the form. If the relevant interests of a group of persons are essentially similar, they may be referred to throughout the form as a specifically named group if the membership of each group, with the names and addresses of members is clearly set out in paragraph 6 of the form.

(2) See the definition of "associate" in section 9 of the Corporations Act 2001.

(3) See the definition of "relevant interest" in sections 608 and 671B(7) of the Corporations Act 2001.

(4) The voting shares of a company constitute one class unless divided into separate classes.

(5) The person's votes divided by the total votes in the body corporate or scheme multiplied by 100.

(6) Include details of:

(a) any relevant agreement or other circumstances because of which the change in relevant interest occurred. If subsection 671B(4) applies, a copy of any document setting out the terms of any relevant agreement, and a statement by the person giving full and accurate details of any contract, scheme or arrangement, must accompany this form, together with a written statement certifying this contract, scheme or arrangement; and

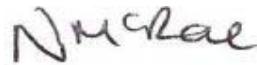
(b) any qualification of the power of a person to exercise, control the exercise of, or influence the exercise of, the voting powers or disposal of the securities to which the relevant interest relates (indicating clearly the particular securities to which the qualification applies).

See the definition of "relevant agreement" in section 9 of the Corporations Act 2001.

(7) Details of the consideration must include any and all benefits, money and other, that any person from whom a relevant interest was acquired has, or may, become entitled to receive in relation to that acquisition. Details must be included even if the benefit is conditional on the happening or not of a contingency. Details must be included of any benefit paid on behalf of the substantial holder or its associate in relation to the acquisitions, even if they are not paid directly to the person from whom the relevant interest was acquired.

(8) If the substantial holder is unable to determine the identity of the person (eg. if the relevant interest arises because of an option) write "unknown".

(9) Give details, if appropriate, of the present association and any change in that association since the last substantial holding notice.



Naomi McRae
Company Secretary of Greencape Capital Pty Ltd

Transactions:**Company****Name/Scheme:** Vocus Group Limited (VOC)**As at:** 03/10/2018**Class of security:** Ordinary Fully Paid

Date of Change	Holder of relevant interest	Nature of Change	Consideration	Number of Securities	Person's Votes Affected
31/08/2017	Greencape Capital Pty Ltd	Buy	136,013.16	58,639	58,639
31/08/2017	as above	Buy	33,901.81	14,616	14,616
31/08/2017	as above	Buy	52,420.70	22,600	22,600
31/08/2017	as above	Buy	181,756.02	78,360	78,360
31/08/2017	as above	Buy	134,595.95	58,028	58,028
31/08/2017	as above	Buy	163,842.52	70,637	70,637
31/08/2017	as above	Buy	84,401.97	36,388	36,388
31/08/2017	as above	Buy	63,452.24	27,356	27,356
31/08/2017	as above	Buy	19,228.66	8,290	8,290
31/08/2017	as above	Buy	69,956.12	30,160	30,160
31/08/2017	as above	Buy	16,468.45	7,100	7,100
01/09/2017	as above	Buy	145,048.78	63,811	63,811
01/09/2017	as above	Buy	119,649.16	52,637	52,637
01/09/2017	as above	Buy	307,698.18	135,365	135,365
01/09/2017	as above	Buy	8,244.53	3,627	3,627
01/09/2017	as above	Buy	415,315.83	182,709	182,709
01/09/2017	as above	Buy	19,385.00	8,528	8,528
01/09/2017	as above	Buy	373,872.67	164,477	164,477
01/09/2017	as above	Buy	161,535.58	71,064	71,064
11/09/2017	as above	Buy	7,212.71	2,899	2,899
11/09/2017	as above	Buy	126,061.98	50,668	50,668
11/09/2017	as above	Buy	324,917.87	130,594	130,594
11/09/2017	as above	Buy	268,676.63	107,989	107,989
11/09/2017	as above	Buy	16,766.63	6,739	6,739
11/09/2017	as above	Buy	140,917.83	56,639	56,639
11/09/2017	as above	Buy	166,810.45	67,046	67,046
11/09/2017	as above	Buy	67,064.04	26,955	26,955
11/09/2017	as above	Buy	104,202.42	41,882	41,882
11/09/2017	as above	Buy	360,782.39	145,009	145,009
11/09/2017	as above	Buy	267,405.26	107,478	107,478
12/09/2017	as above	Buy	15,746.30	6,464	6,464
12/09/2017	as above	Buy	44,498.41	18,267	18,267
12/09/2017	as above	Buy	69,143.42	28,384	28,384
12/09/2017	as above	Buy	239,607.40	98,361	98,361
12/09/2017	as above	Buy	177,538.12	72,881	72,881
12/09/2017	as above	Buy	10,952.26	4,496	4,496
12/09/2017	as above	Buy	215,646.90	88,525	88,525
12/09/2017	as above	Buy	93,561.89	38,408	38,408
12/09/2017	as above	Buy	110,674.79	45,433	45,433
12/09/2017	as above	Buy	178,449.18	73,255	73,255
12/09/2017	as above	Buy	83,520.70	34,286	34,286
13/09/2017	as above	Sell	1,197,208.36	-500,924	500,924
13/09/2017	as above	Buy	113,195.18	47,362	47,362
13/09/2017	as above	Buy	93,664.10	39,190	39,190
13/09/2017	as above	Buy	7,989.77	3,343	3,343
13/09/2017	as above	Buy	291,644.53	122,027	122,027
13/09/2017	as above	Buy	240,151.98	100,482	100,482

Date of Change	Holder of relevant interest	Nature of Change	Consideration	Number of Securities	Person's Votes Affected
13/09/2017	as above	Buy	324,050.54	135,586	135,586
13/09/2017	as above	Buy	126,512.26	52,934	52,934
15/09/2017	as above	Buy	8,426.38	3,586	3,586
15/09/2017	as above	Buy	316,478.11	134,683	134,683
15/09/2017	as above	Buy	148,408.67	63,158	63,158
15/09/2017	as above	Buy	122,659.56	52,200	52,200
15/09/2017	as above	Buy	44,709.64	19,027	19,027
15/09/2017	as above	Buy	382,488.70	162,775	162,775
15/09/2017	as above	Buy	315,072.93	134,085	134,085
15/09/2017	as above	Buy	196,393.93	83,579	83,579
15/09/2017	as above	Buy	78,887.49	33,572	33,572
15/09/2017	as above	Buy	424,857.94	180,806	180,806
15/09/2017	as above	Buy	165,729.04	70,529	70,529
18/09/2017	as above	Buy	8,915.89	3,700	3,700
04/10/2017	as above	Buy	16,462.28	6,738	6,738
04/10/2017	as above	Buy	306,528.76	125,462	125,462
05/10/2017	as above	Buy	321,332.98	133,300	133,300
11/10/2017	as above	Buy	166,163.04	69,600	69,600
12/10/2017	as above	Buy	7,704.87	3,251	3,251
13/10/2017	as above	Buy	159,543.05	67,349	67,349
16/10/2017	as above	Buy	71,355.63	29,765	29,765
16/10/2017	as above	Buy	7,752.87	3,234	3,234
20/10/2017	as above	Sell	533,087.37	-188,777	188,777
20/10/2017	as above	Sell	75,081.85	-26,588	26,588
20/10/2017	as above	Sell	330,780.35	-117,136	117,136
20/10/2017	as above	Sell	132,856.02	-47,047	47,047
20/10/2017	as above	Sell	14,808.53	-5,244	5,244
20/10/2017	as above	Sell	253,196.52	-89,662	89,662
20/10/2017	as above	Sell	208,561.96	-73,856	73,856
20/10/2017	as above	Sell	651,341.01	-230,653	230,653
20/10/2017	as above	Sell	537,467.24	-190,328	190,328
20/10/2017	as above	Sell	724,338.82	-256,503	256,503
20/10/2017	as above	Sell	287,608.57	-101,848	101,848
23/10/2017	as above	Buy	18,479.34	6,600	6,600
23/10/2017	as above	Sell	133,794.09	-45,930	45,930
23/10/2017	as above	Sell	18,844.20	-6,469	6,469
23/10/2017	as above	Sell	83,020.50	-28,500	28,500
23/10/2017	as above	Sell	33,342.20	-11,446	11,446
23/10/2017	as above	Sell	63,550.01	-21,816	21,816
23/10/2017	as above	Sell	52,346.61	-17,970	17,970
23/10/2017	as above	Sell	163,474.65	-56,119	56,119
23/10/2017	as above	Sell	134,892.29	-46,307	46,307
23/10/2017	as above	Sell	181,794.50	-62,408	62,408
23/10/2017	as above	Sell	75,901.13	-26,056	26,056
24/10/2017	as above	Buy	30,888.55	11,300	11,300
26/10/2017	as above	Buy	144,557.92	53,797	53,797
26/10/2017	as above	Buy	154,951.62	57,665	57,665
26/10/2017	as above	Buy	443,876.67	165,188	165,188
26/10/2017	as above	Buy	328,984.34	122,431	122,431
26/10/2017	as above	Buy	399,090.78	148,521	148,521
26/10/2017	as above	Buy	125,471.45	46,694	46,694
26/10/2017	as above	Buy	232,993.07	86,708	86,708
26/10/2017	as above	Buy	65,758.71	24,472	24,472
26/10/2017	as above	Buy	58,199.90	21,659	21,659
26/10/2017	as above	Buy	127,927.46	47,608	47,608
26/10/2017	as above	Buy	12,849.71	4,782	4,782
30/10/2017	as above	Sell	206,442.00	-71,155	71,155
30/10/2017	as above	Sell	54,141.16	-18,661	18,661
30/10/2017	as above	Sell	590,925.18	-203,676	203,676
30/10/2017	as above	Sell	438,264.58	-151,058	151,058
30/10/2017	as above	Sell	531,283.15	-183,119	183,119
30/10/2017	as above	Sell	222,419.46	-76,662	76,662
30/10/2017	as above	Sell	170,230.88	-58,674	58,674
30/10/2017	as above	Sell	269,281.26	-92,814	92,814
30/10/2017	as above	Sell	433,831.39	-149,530	149,530
02/11/2017	as above	Buy	26,682.19	9,557	9,557
02/11/2017	as above	Buy	108,057.70	38,704	38,704
02/11/2017	as above	Buy	15,112.55	5,413	5,413
02/11/2017	as above	Buy	41,967.84	15,032	15,032
02/11/2017	as above	Buy	145,871.19	52,248	52,248
02/11/2017	as above	Buy	66,441.64	23,798	23,798
02/11/2017	as above	Buy	106,996.78	38,324	38,324
02/11/2017	as above	Buy	50,890.75	18,228	18,228

Date of Change	Holder of relevant interest	Nature of Change	Consideration	Number of Securities	Person's Votes Affected
02/11/2017	as above	Buy	130,850.77	46,868	46,868
02/11/2017	as above	Buy	57,694.61	20,665	20,665
09/11/2017	as above	Buy	109,628.93	36,718	36,718
09/11/2017	as above	Buy	58,555.55	19,612	19,612
09/11/2017	as above	Buy	42,561.15	14,255	14,255
09/11/2017	as above	Buy	132,642.71	44,426	44,426
09/11/2017	as above	Buy	51,637.68	17,295	17,295
09/11/2017	as above	Buy	147,887.69	49,532	49,532
13/11/2017	as above	Buy	266,706.00	90,000	90,000
17/11/2017	as above	Buy	416,130.00	137,500	137,500
27/11/2017	as above	Sell	837,171.12	-264,760	264,760
27/11/2017	as above	Sell	84,624.61	-26,763	26,763
27/11/2017	as above	Sell	691,798.17	-218,785	218,785
27/11/2017	as above	Sell	19,341.95	-6,117	6,117
27/11/2017	as above	Sell	210,955.99	-66,716	66,716
27/11/2017	as above	Sell	340,006.70	-107,529	107,529
27/11/2017	as above	Sell	326,103.38	-103,132	103,132
27/11/2017	as above	Sell	47,752.52	-15,102	15,102
27/11/2017	as above	Sell	267,170.03	-84,494	84,494
27/11/2017	as above	Sell	931,465.12	-294,581	294,581
27/11/2017	as above	Sell	354,210.40	-112,021	112,021
28/11/2017	as above	Sell	367,404.90	-115,449	115,449
28/11/2017	as above	Sell	7,583.66	-2,383	2,383
28/11/2017	as above	Sell	128,664.43	-40,430	40,430
28/11/2017	as above	Sell	105,426.55	-33,128	33,128
28/11/2017	as above	Sell	272,983.09	-85,779	85,779
28/11/2017	as above	Sell	330,221.74	-103,765	103,765
28/11/2017	as above	Sell	147,010.97	-46,195	46,195
29/11/2017	as above	Sell	8,566.36	-2,664	2,664
29/11/2017	as above	Sell	75,023.16	-23,331	23,331
29/11/2017	as above	Sell	33,368.28	-10,377	10,377
29/11/2017	as above	Sell	37,709.34	-11,727	11,727
29/11/2017	as above	Sell	15,161.55	-4,715	4,715
29/11/2017	as above	Sell	83,422.31	-25,943	25,943
29/11/2017	as above	Sell	60,877.74	-18,932	18,932
29/11/2017	as above	Sell	29,255.53	-9,098	9,098
29/11/2017	as above	Sell	62,061.08	-19,300	19,300
01/12/2017	as above	Buy - Transfer	8,146,410.48	2,611,029	2,611,029
01/12/2017	as above	Sell - Transfer	8,146,410.48	-2,611,029	2,611,029
01/12/2017	as above	Sell	19,014.96	-6,059	6,059
01/12/2017	as above	Sell	166,493.09	-53,052	53,052
01/12/2017	as above	Sell	74,054.47	-23,597	23,597
01/12/2017	as above	Sell	83,685.91	-26,666	26,666
01/12/2017	as above	Sell	33,648.85	-10,722	10,722
01/12/2017	as above	Sell	185,131.46	-58,991	58,991
01/12/2017	as above	Sell	135,094.40	-43,047	43,047
01/12/2017	as above	Sell	64,922.01	-20,687	20,687
01/12/2017	as above	Sell	137,721.16	-43,884	43,884
04/12/2017	as above	Sell	7,408.94	-2,351	2,351
04/12/2017	as above	Sell	361,096.87	-114,583	114,583
04/12/2017	as above	Sell	126,172.60	-40,037	40,037
04/12/2017	as above	Sell	267,768.16	-84,968	84,968
04/12/2017	as above	Sell	323,245.40	-102,572	102,572
04/12/2017	as above	Sell	144,198.61	-45,757	45,757
06/12/2017	as above	Buy - Transfer	1,352,489.12	456,922	456,922
15/12/2017	as above	Buy	49,273.65	17,100	17,100
15/12/2017	as above	Buy	903,926.55	313,700	313,700
05/01/2018	as above	Sell	12,190.81	-3,852	3,852
05/01/2018	as above	Sell	17,431.72	-5,508	5,508
05/01/2018	as above	Sell	9,010.19	-2,847	2,847
05/01/2018	as above	Sell	2,063.45	-652	652
05/01/2018	as above	Sell	49,839.27	-15,748	15,748
05/01/2018	as above	Sell	22,413.11	-7,082	7,082
05/01/2018	as above	Sell	37,028.16	-11,700	11,700
05/01/2018	as above	Sell	39,648.61	-12,528	12,528
05/01/2018	as above	Sell	5,079.50	-1,605	1,605
05/01/2018	as above	Sell	44,595.20	-14,091	14,091
05/01/2018	as above	Sell	1,047.55	-331	331
05/01/2018	as above	Sell	20,150.28	-6,367	6,367
08/01/2018	as above	Sell	20,287.28	-6,225	6,225
08/01/2018	as above	Sell	99,533.12	-30,541	30,541
08/01/2018	as above	Sell	873,920.40	-268,156	268,156
08/01/2018	as above	Sell	39,939.05	-12,255	12,255

Date of Change	Holder of relevant interest	Nature of Change	Consideration	Number of Securities	Person's Votes Affected
08/01/2018	as above	Sell	439,655.40	-134,905	134,905
08/01/2018	as above	Sell	176,559.58	-54,176	54,176
08/01/2018	as above	Sell	976,308.41	-299,573	299,573
08/01/2018	as above	Sell	725,257.86	-222,540	222,540
08/01/2018	as above	Sell	776,926.05	-238,394	238,394
08/01/2018	as above	Sell	341,706.15	-104,850	104,850
08/01/2018	as above	Sell	239,005.28	-73,337	73,337
08/01/2018	as above	Sell	374,990.32	-115,063	115,063
15/01/2018	as above	Sell	594,166.95	-183,300	183,300
17/01/2018	as above	Buy	18,292.62	5,986	5,986
17/01/2018	as above	Buy	348,415.38	114,014	114,014
19/01/2018	as above	Buy	180,782.68	61,100	61,100
19/01/2018	as above	Buy	9,764.04	3,300	3,300
23/01/2018	as above	Buy	9,823.64	3,291	3,291
23/01/2018	as above	Buy	183,105.87	61,342	61,342
23/01/2018	as above	Buy	37,512.50	12,567	12,567
25/01/2018	as above	Buy	38,295.10	13,070	13,070
25/01/2018	as above	Buy	2,065.65	705	705
31/01/2018	as above	Buy	37,116.73	12,439	12,439
31/01/2018	as above	Buy	675,119.31	226,254	226,254
31/01/2018	as above	Buy	907,096.65	303,997	303,997
31/01/2018	as above	Buy	290,784.04	97,451	97,451
31/01/2018	as above	Buy	222,133.45	74,444	74,444
31/01/2018	as above	Buy	318,018.09	106,578	106,578
31/01/2018	as above	Buy	812,900.89	272,429	272,429
31/01/2018	as above	Buy	19,120.83	6,408	6,408
31/01/2018	as above	Buy	54,504.87	18,485	18,485
31/01/2018	as above	Buy	10,064.00	3,400	3,400
05/02/2018	as above	Buy	18,710.40	6,000	6,000
06/02/2018	as above	Buy	108,325.74	36,907	36,907
06/02/2018	as above	Buy	18,053.80	6,151	6,151
06/02/2018	as above	Buy	395,760.08	134,837	134,837
06/02/2018	as above	Buy	18,626.14	6,346	6,346
06/02/2018	as above	Buy	155,037.85	52,822	52,822
06/02/2018	as above	Buy	442,756.90	150,849	150,849
06/02/2018	as above	Buy	328,989.49	112,088	112,088
06/02/2018	as above	Buy	18,350.76	6,200	6,200
13/02/2018	as above	Buy	120,994.45	41,913	41,913
13/02/2018	as above	Buy	57,051.83	19,763	19,763
13/02/2018	as above	Buy	6,688.72	2,317	2,317
13/02/2018	as above	Buy	162,948.31	56,446	56,446
13/02/2018	as above	Buy	39,823.41	13,795	13,795
13/02/2018	as above	Buy	145,618.85	50,443	50,443
15/02/2018	as above	Buy	19,809.00	7,100	7,100
19/03/2018	as above	Sell	732,570.00	-300,000	300,000
20/03/2018	as above	Sell	1,023,697.50	-425,000	425,000
21/03/2018	as above	Sell	1,083,064.59	-445,394	445,394
04/04/2018	as above	Buy	53,117.90	24,247	24,247
04/04/2018	as above	Buy	15,352.43	7,008	7,008
04/04/2018	as above	Buy	67,670.72	30,890	30,890
04/04/2018	as above	Buy	6,184.35	2,823	2,823
04/04/2018	as above	Buy	37,182.75	16,973	16,973
04/04/2018	as above	Buy	115,695.25	52,812	52,812
04/04/2018	as above	Buy	151,861.51	69,321	69,321
04/04/2018	as above	Buy	112,711.52	51,450	51,450
04/04/2018	as above	Buy	135,854.07	62,014	62,014
04/04/2018	as above	Buy	63,013.29	28,764	28,764
05/04/2018	as above	Buy	11,235.64	5,084	5,084
12/04/2018	as above	Sell	8,434.80	-3,600	3,600
24/04/2018	as above	Buy	166,855.74	77,223	77,223
30/04/2018	as above	Buy	443,940.00	181,200	181,200
30/04/2018	as above	Sell	443,940.00	-181,200	181,200
31/05/2018	as above	Buy	23,300.37	9,700	9,700
16/08/2018	as above	Buy	1,257,075.03	539,332	539,332
22/08/2018	as above	Buy	736,146.74	283,275	283,275
23/08/2018	as above	Buy	12,613.22	4,928	4,928
28/08/2018	as above	Sell	944,580.56	-330,400	330,400
28/08/2018	as above	Buy	154,585.80	54,000	54,000
31/08/2018	as above	Sell	25,219.04	-8,900	8,900
04/09/2018	as above	Buy	121,125.00	42,500	42,500
05/09/2018	as above	Sell	292,368.96	-101,517	101,517
05/09/2018	as above	Sell	544,049.28	-188,906	188,906
05/09/2018	as above	Sell	123,989.76	-43,052	43,052

Date of Change	Holder of relevant interest	Nature of Change	Consideration	Number of Securities	Person's Votes Affected
05/09/2018	as above	Sell	898,894.08	-312,116	312,116
05/09/2018	as above	Sell	28,909.44	-10,038	10,038
05/09/2018	as above	Sell	423,895.68	-147,186	147,186
05/09/2018	as above	Sell	101,931.84	-35,393	35,393
05/09/2018	as above	Sell	51,514.56	-17,887	17,887
05/09/2018	as above	Sell	1,090,975.68	-378,811	378,811
05/09/2018	as above	Sell	96,318.72	-33,444	33,444
05/09/2018	as above	Sell	907,663.68	-315,161	315,161
05/09/2018	as above	Sell	1,199,488.32	-416,489	416,489
05/09/2018	as above	Sell	853,254.70	-296,197	296,197
05/09/2018	as above	Sell	325,372.88	-111,670	111,670
05/09/2018	as above	Sell	605,458.12	-207,797	207,797
05/09/2018	as above	Sell	137,987.00	-47,358	47,358
05/09/2018	as above	Sell	1,000,354.79	-343,328	343,328
05/09/2018	as above	Sell	32,170.16	-11,041	11,041
05/09/2018	as above	Sell	471,742.60	-161,905	161,905
05/09/2018	as above	Sell	113,439.08	-38,933	38,933
05/09/2018	as above	Sell	57,327.05	-19,675	19,675
05/09/2018	as above	Sell	1,214,118.39	-416,693	416,693
05/09/2018	as above	Sell	107,192.11	-36,789	36,789
05/09/2018	as above	Sell	1,010,112.77	-346,677	346,677
05/09/2018	as above	Sell	1,334,865.04	-458,134	458,134
10/09/2018	as above	Buy	205,500.00	68,500	68,500
11/09/2018	as above	Sell	80,953.21	-26,583	26,583
11/09/2018	as above	Sell	333,113.19	-109,386	109,386
11/09/2018	as above	Sell	419,127.68	-137,631	137,631
11/09/2018	as above	Sell	314,104.42	-103,144	103,144
11/09/2018	as above	Sell	184,194.97	-60,485	60,485
11/09/2018	as above	Sell	47,451.86	-15,582	15,582
11/09/2018	as above	Sell	5,198.33	-1,707	1,707
11/09/2018	as above	Sell	527,567.77	-173,240	173,240
11/09/2018	as above	Sell	148,095.98	-48,631	48,631
11/09/2018	as above	Sell	102,833.69	-33,768	33,768
11/09/2018	as above	Sell	208,676.14	-68,524	68,524
11/09/2018	as above	Sell	10,801.68	-3,547	3,547
11/09/2018	as above	Sell	28,306.06	-9,295	9,295
11/09/2018	as above	Sell	14,084.51	-4,625	4,625
11/09/2018	as above	Sell	172,300.03	-56,579	56,579
11/09/2018	as above	Sell	380,565.05	-124,968	124,968
11/09/2018	as above	Sell	18,049.49	-5,927	5,927
11/09/2018	as above	Sell	347,882.89	-114,236	114,236
11/09/2018	as above	Sell	7,247.81	-2,380	2,380
11/09/2018	as above	Sell	37,028.27	-12,081	12,081
11/09/2018	as above	Sell	152,361.15	-49,710	49,710
11/09/2018	as above	Sell	191,703.49	-62,546	62,546
11/09/2018	as above	Sell	143,668.81	-46,874	46,874
11/09/2018	as above	Sell	84,250.72	-27,488	27,488
11/09/2018	as above	Sell	21,703.27	-7,081	7,081
11/09/2018	as above	Sell	2,375.38	-775	775
11/09/2018	as above	Sell	241,301.32	-78,728	78,728
11/09/2018	as above	Sell	67,736.50	-22,100	22,100
11/09/2018	as above	Sell	47,035.49	-15,346	15,346
11/09/2018	as above	Sell	95,444.10	-31,140	31,140
11/09/2018	as above	Sell	4,940.78	-1,612	1,612
11/09/2018	as above	Sell	12,946.56	-4,224	4,224
11/09/2018	as above	Sell	6,442.63	-2,102	2,102
11/09/2018	as above	Sell	78,807.28	-25,712	25,712
11/09/2018	as above	Sell	174,064.42	-56,791	56,791
11/09/2018	as above	Sell	8,257.11	-2,694	2,694
11/09/2018	as above	Sell	159,116.41	-51,914	51,914
11/09/2018	as above	Sell	3,316.33	-1,082	1,082
12/09/2018	as above	Sell	1,227.34	-403	403
12/09/2018	as above	Sell	5,049.44	-1,658	1,658
12/09/2018	as above	Sell	6,355.96	-2,087	2,087
12/09/2018	as above	Sell	4,763.16	-1,564	1,564
12/09/2018	as above	Sell	2,792.72	-917	917
12/09/2018	as above	Sell	718.74	-236	236
12/09/2018	as above	Sell	79.18	-26	26
12/09/2018	as above	Sell	7,997.48	-2,626	2,626
12/09/2018	as above	Sell	2,244.53	-737	737
12/09/2018	as above	Sell	1,559.30	-512	512
12/09/2018	as above	Sell	3,164.27	-1,039	1,039
12/09/2018	as above	Sell	164.46	-54	54

Date of Change	Holder of relevant interest	Nature of Change	Consideration	Number of Securities	Person's Votes Affected
12/09/2018	as above	Sell	429.42	-141	141
12/09/2018	as above	Sell	213.19	-70	70
12/09/2018	as above	Sell	2,613.04	-858	858
12/09/2018	as above	Sell	5,771.22	-1,895	1,895
12/09/2018	as above	Sell	274.1	-90	90
12/09/2018	as above	Sell	5,274.81	-1,732	1,732
12/09/2018	as above	Sell	109.64	-36	36
14/09/2018	as above	Sell	6,694.08	-2,202	2,202
14/09/2018	as above	Sell	27,551.52	-9,063	9,063
14/09/2018	as above	Sell	34,665.12	-11,403	11,403
14/09/2018	as above	Sell	25,979.84	-8,546	8,546
14/09/2018	as above	Sell	15,233.44	-5,011	5,011
14/09/2018	as above	Sell	3,924.64	-1,291	1,291
14/09/2018	as above	Sell	428.64	-141	141
14/09/2018	as above	Sell	43,633.12	-14,353	14,353
14/09/2018	as above	Sell	12,248.16	-4,029	4,029
14/09/2018	as above	Sell	8,505.92	-2,798	2,798
14/09/2018	as above	Sell	17,258.08	-5,677	5,677
14/09/2018	as above	Sell	893.76	-294	294
14/09/2018	as above	Sell	2,340.80	-770	770
14/09/2018	as above	Sell	1,164.32	-383	383
14/09/2018	as above	Sell	14,251.52	-4,688	4,688
14/09/2018	as above	Sell	31,476.16	-10,354	10,354
14/09/2018	as above	Sell	1,492.64	-491	491
14/09/2018	as above	Sell	28,773.60	-9,465	9,465
14/09/2018	as above	Sell	598.88	-197	197
17/09/2018	as above	Sell	54,590.05	-17,916	17,916
17/09/2018	as above	Sell	224,633.98	-73,723	73,723
17/09/2018	as above	Sell	282,633.63	-92,758	92,758
17/09/2018	as above	Sell	211,812.21	-69,515	69,515
17/09/2018	as above	Sell	124,214.00	-40,766	40,766
17/09/2018	as above	Sell	31,996.55	-10,501	10,501
17/09/2018	as above	Sell	3,504.05	-1,150	1,150
17/09/2018	as above	Sell	355,764.67	-116,759	116,759
17/09/2018	as above	Sell	99,868.47	-32,776	32,776
17/09/2018	as above	Sell	69,340.58	-22,757	22,757
17/09/2018	as above	Sell	140,716.55	-46,182	46,182
17/09/2018	as above	Sell	7,285.38	-2,391	2,391
17/09/2018	as above	Sell	19,089.46	-6,265	6,265
17/09/2018	as above	Sell	9,497.50	-3,117	3,117
17/09/2018	as above	Sell	116,188.20	-38,132	38,132
17/09/2018	as above	Sell	256,627.48	-84,223	84,223
17/09/2018	as above	Sell	12,172.77	-3,995	3,995
17/09/2018	as above	Sell	234,588.53	-76,990	76,990
17/09/2018	as above	Sell	4,887.39	-1,604	1,604
26/09/2018	as above	Buy	108,192.00	33,600	33,600
03/10/2018	as above	Sell	1,864,700.50	-573,754	573,754
03/10/2018	as above	Sell	2,507,778.00	-771,624	771,624
03/10/2018	as above	Sell	615,650.75	-189,431	189,431
03/10/2018	as above	Sell	255,232.25	-78,533	78,533
03/10/2018	as above	Sell	108,416.75	-33,359	33,359
03/10/2018	as above	Sell	3,150,537.00	-969,396	969,396
03/10/2018	as above	Sell	1,878,899.75	-578,123	578,123
03/10/2018	as above	Sell	1,026,086.75	-315,719	315,719
03/10/2018	as above	Sell	73,567.00	-22,636	22,636
03/10/2018	as above	Sell	1,057,062.50	-325,250	325,250
03/10/2018	as above	Sell	1,119,335.75	-344,411	344,411
03/10/2018	as above	Sell	886,047.50	-272,630	272,630
03/10/2018	as above	Sell	483,034.50	-148,626	148,626
03/10/2018	as above	Sell	41,947.75	-12,907	12,907
03/10/2018	as above	Sell	564,346.25	-173,645	173,645
03/10/2018	as above	Sell	167,466.00	-51,528	51,528
03/10/2018	as above	Sell	1,986,991.50	-611,382	611,382
03/10/2018	as above	Sell	2,273,521.25	-699,545	699,545
03/10/2018	as above	Sell	30,975.75	-9,531	9,531
03/10/2018	as above	Sell	58,402.50	-17,970	17,970

Total Number of Securities

-12,114,461